



ANNISTON CITY

SCHOOL SYSTEM SNAPSHOT: 2021 EDITION*

P.O. Box 1500 | Anniston, AL 36202 | (256) 231-5000


Superintendent

Dr. Ray Hill






Board Members

Dr. Mary L. Harrington, Joan F. Frazier, Rebecca Brown, Trudy Munford, Robert Houston

 **\$1,518,187**
Cost of One Month's
Operation/General Fund

 **0.49**
Number of Months
Reserve Balance

By the Numbers

	Schools¹	6
	Students/ADM²	1,910
	Free & Reduced Lunch	74%
	Community Eligibility Program	79%
	Number of Route Buses³	33
	Buses 10 yrs. old or less.....	3%
	Students Bused.....	1,183
	Full-Time Employees	253
	Teachers.....	142
	Principals/ Assistant Principals.....	8
	Counselors.....	5
	Librarians.....	5
	Other Certified Employees.....	7
	Support Personnel.....	86

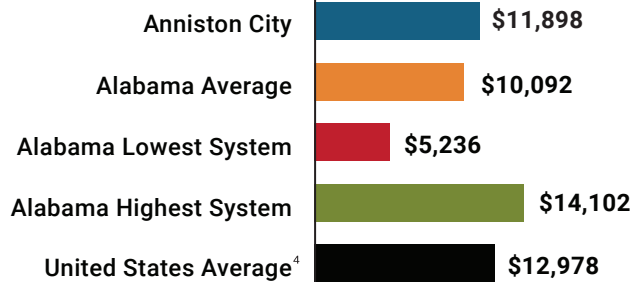
¹ Schools with enrollment, including Alternative and Career Technical Education

² Average Daily Membership

³ Data collected in FY19 and used for FY21 funding

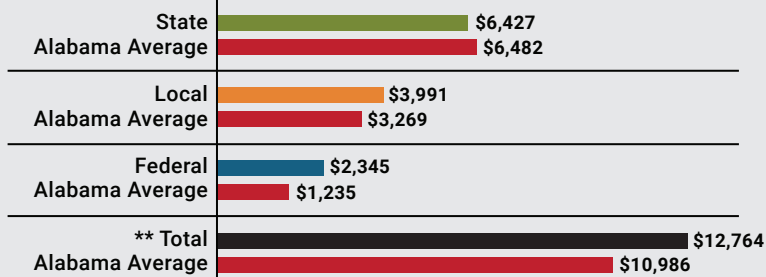
⁴ 2019-2020 NEA Rankings of the States

Total Per-Pupil Expenditures (PPE)



Per-Pupil Revenue Sources

Anniston City Revenue Sources



101
STATE
RANK

27
LOCAL
RANK

9
FEDERAL
RANK

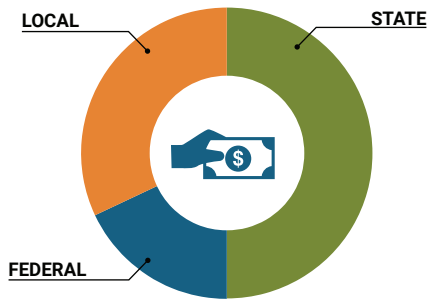
OVERALL SYSTEM RANK 18

** Total Revenue Among 137 School Systems

* THIS REPORT INCLUDES FISCAL YEAR 2019 DATA

School System Revenue

How was your school system funded?¹



\$12,277,344	STATE	50%
\$4,480,301	FEDERAL	18%
\$8,020,837	LOCAL	32%
— \$2,730,710	Local 10-Mill Match	
\$4,735,258	AVAILABLE LOCAL REVENUE	

VALUE OF 1-MILL For Your School System

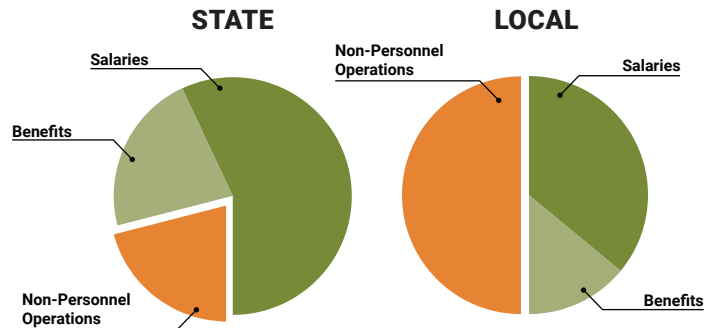


School System Spending

How did your school system spend state & local dollars?¹

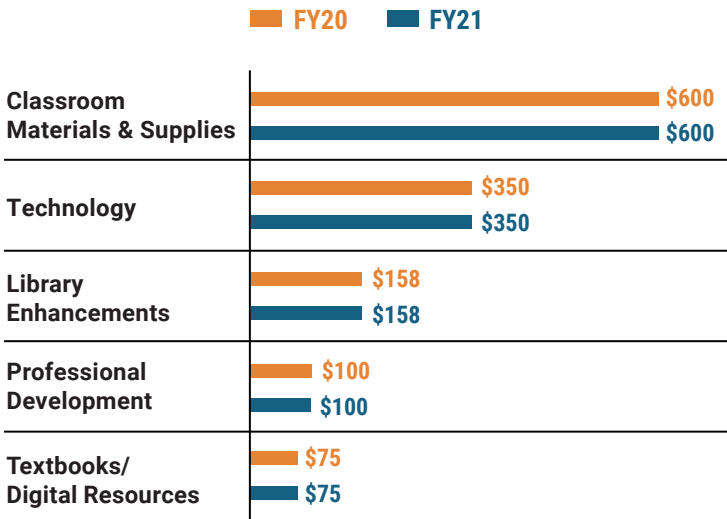
	STATE SPENDING ^{2,3}	LOCAL SPENDING ²
Salaries	\$8,577,302	\$1,408,850
Benefits	\$3,246,831	\$562,478
Non-Personnel Operations	\$3,123,368	\$1,934,507
TOTAL	\$14,947,500	\$3,905,835

¹ Revenues and expenditures may contain nominal variances
² Does not include debt service or capital outlay
³ Includes 10-mill match
⁴ Such as utilities, operations & maintenance, etc.

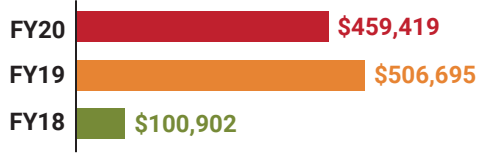


Only 21% of state funding is available for non-personnel expenditures⁴

Instructional Support



Educational Advancement & Technology Fund⁵



⁵ These one-time supplemental funds may be used for repairs and deferred maintenance, classroom instructional supplies, insurance for facilities, transportation, technology and school safety measures.

System Debt

TOTAL DEBT⁶	DEBT PER STUDENT
\$2,330,372	\$1,220

⁶ The debt totals in system audit reports may differ due to audit adjustments.



Sally Smith, J.D.
Executive Director

Lissa Tucker, J.D.
Director of Government Relations

43 South Jackson Street
Montgomery, Alabama 36104

1-800-562-0601 | AlabamaSchoolBoards.org

@AlaSchoolBoards | [Facebook.com/AlabamaSchoolBoards](https://www.facebook.com/AlabamaSchoolBoards)